

See discussions, stats, and author profiles for this publication at: <https://www.researchgate.net/publication/276039417>

# Karyomorphological studies of *Aponogeton appendiculatus* Bruggen and *Aponogeton crispus* Thunb

Article · June 2014

DOI: 10.4038/jnsfsr.v42i2.6986

CITATIONS

0

READS

65

4 authors:



**S. P. Gaikwad**

Walchand College of Arts and Science, Solapur

42 PUBLICATIONS 87 CITATIONS

[SEE PROFILE](#)



**Shrirang Yadav**

Shivaji University, Kolhapur

219 PUBLICATIONS 913 CITATIONS

[SEE PROFILE](#)



**Ramchandra D Gore**

Walchand College of Arts and Science, Solapur

26 PUBLICATIONS 30 CITATIONS

[SEE PROFILE](#)



**Krushnadeoray U Garad**

Lokmangal College of Biotechnology, Wadala, ...

17 PUBLICATIONS 29 CITATIONS

[SEE PROFILE](#)

Some of the authors of this publication are also working on these related projects:



Micropropagation [View project](#)



Endemic plants of western ghats of India [View project](#)

All content following this page was uploaded by [Ramchandra D Gore](#) on 25 September 2015.

The user has requested enhancement of the downloaded file.

## RESEARCH ARTICLE

# Karyomorphological studies of *Aponogeton appendiculatus* Bruggen and *Aponogeton crispus* Thunb.

S.P. Gaikwad<sup>1</sup>, S.R. Yadav<sup>2</sup>, R.D. Gore<sup>1\*</sup> and K.U. Garad<sup>1</sup>

<sup>1</sup> Life Science Research Laboratory, Walchand College of Arts and Science, Solapur- 413 006 (MS), India.

<sup>2</sup> Department of Botany, Shivaji University, Kolhapur- 416 004 (MS), India.

Revised: 10 October 2013; Accepted: 28 November 2013

**Abstract:** The study focused on the correct taxonomic identification and the determination of somatic chromosome numbers of *Aponogeton appendiculatus* Bruggen and *Aponogeton crispus* Thunb. A somatic chromosome number of  $2n = 30$  and  $2n = 32$  was observed in *A. appendiculatus* and *A. crispus*, respectively. The chromosomes of both species were short with median to submedian primary constriction. The karyotypes were reasonably symmetrical, indicating the primitiveness of the family in general.

**Keywords:** *Aponogeton appendiculatus*, *Aponogeton crispus*, India, karyomorphology.

## INTRODUCTION

The monogeneric family Aponogetonaceae is represented by about 45 species of *Aponogeton* L. f., mainly distributed in the tropics and subtropics of the Old World (Bruggen, 1985). In India, the genus is represented by 7 species (Bruggen, 1985; Raghavan, 1996; Yadav & Gaikwad, 2003) of which *A. appendiculatus* Bruggen, *A. bruggenii* Yadav & Govekar and *A. satarensis* Raghavan *et al.* are narrow, endemic and critically endangered (Ahmedullah & Nayar, 1986; Nayar, 1996; Raghavan, 1996; Mishra & Singh, 2001; Yadav & Gaikwad, 2003) and are included in the Indian Red Data Book (Nayar & Sastry, 1987, 1988). The remaining Indian species, namely *A. crispus* Thunb., *A. natans* (L.) Engler Krause and *A. undulatus* Roxburgh are widely distributed almost throughout India, however, *A. lakhonensis* Camus, is known from the eastern part of the country i.e. Assam, Meghalaya and Nagaland (Raghavan, 1996; Yadav & Gaikwad, 2003).

The cytological studies of some species of *Aponogeton* have been carried out by several workers *viz.*

Harada, 1956; Sharma & Chatterjee, 1967; Misra, 1972; Raven, 1975; Davidse, 1981; Ghosh & Bhattacharya, 1980; Arends, 1985; Yadav *et al.*, 1989; Yadav, 1995a, b; Gaikwad *et al.*, 1998. However, the knowledge on the cytology of the family is far from satisfactory. Arends (1985) stated that in Indian literature, somatic chromosome reports for *A. crispus*, *A. natans* and *A. undulatus* are often problematic due to taxonomic misidentification. Hence, the present investigation was focused on the correct taxonomic identification and the determination of somatic chromosome numbers with karyomorphology studies of *Aponogeton appendiculatus* and *Aponogeton crispus*.

*A. appendiculatus* is endemic to the coastal region of the Kerala and Tamil Nadu States of India. It grows in brackish water streams of 1 – 1.5 m depth in the vicinity of the sea. It can be distinguished from other Indian *Aponogeton* species by its brackish water habitat, submerged leaves and seeds with 4-6 linear tortuous appendages. *A. crispus* is widely distributed in India and is recorded from several states such as Andhra Pradesh, Karnataka, Kerala, Maharashtra, Tamil Nadu and West Bengal. It is also found in Sri Lanka. The plant grows in permanent fresh water lakes, ponds and pools and have both floating and submerged leaves. It produces both smooth as well as echinate follicles.

## METHODS AND MATERIALS

Tubers of *Aponogeton appendiculatus* were collected from North Paravoor on the way to Alwaya in the Trichur District of the Kerala State in the vicinity of

\*Corresponding author (ramdgore@gmail.com)

the sea, and that of *Aponogeton crispus* from near Bangalore in the Karnataka State. The tubers were transplanted in plastic tubs and cement tanks in the Botanical Garden.

For karyotypic studies, healthy root tips were used after pretreatment with p-dichlorobenzene for 3 – 4 h at 12 °C ( $\pm 1$ ). The slides were prepared by the usual smear technique suggested by Burrell (1939). Propionic orcein (2 %) was used as the stain. The measurement of chromosomes was made from photos of 20 different somatic plates. Chromosome classification was done following the nomenclature of chromosomes proposed by Levan *et al.* (1964). The total form percentage (TF %) was calculated by using the formulae given by Huziwara (1962). The symmetry index (SI) was calculated by using the formulae given by Pritchard (1967).

All photomicrographs were taken from temporary preparations using MEAK's system of Janaval Carl Zeiss microscope.

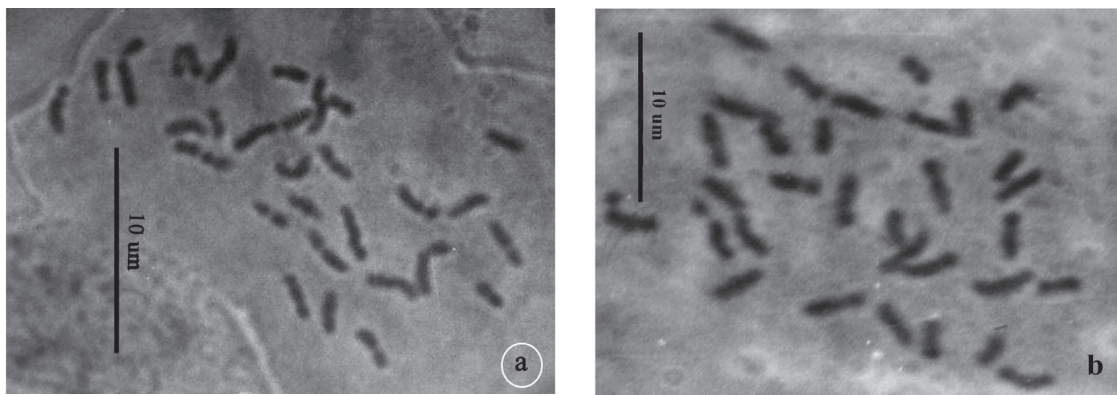
## RESULTS

### *Aponogeton appendiculatus* H. Bruggen. *Blumea* 16: 265, f. 5. 1968.

A somatic chromosome number of  $2n = 30$  was observed in the species (Figure 1a) and in general, the chromosomes were short (1.91 – 4.53  $\mu\text{m}$ ). The chromosome length ranged between 1.91 – 4.53  $\mu\text{m}$  with a mean length of 2.96  $\mu\text{m}$  and an absolute length of 44.46  $\mu\text{m}$  (Table 2). TF % was 37.11  $\mu\text{m}$  and the symmetrical index was 59.01. The idiogram of the species is represented in Figure 2.

**Table 1:** Somatic chromosome number reported for Indian *Aponogeton* species

Serial no.	Name of the species	Chromosome number (2n)	Author and year of publication
1	<i>A. appendiculatus</i>	30	Gaikwad <i>et al.</i> , 1998
2	<i>A. bruggenii</i>	56	Yadav, 1995a
3	<i>A. crispus</i>	32	Arends, 1985 Gaikwad <i>et al.</i> , 1998
4	<i>A. natans</i>	80	Arends, 1985 Yadav & Gaikwad, 2003
5	<i>A. satarensis</i>	26	Yadav <i>et al.</i> , 1989
6	<i>A. undulatus</i>	70 74	Arends, 1985; Gaikwad <i>et al.</i> , 1998 Arends, 1985; Gaikwad <i>et al.</i> , 1998



**Figure 1:** a. *Aponogeton appendiculatus* ( $2n = 30$ ); b. *Aponogeton crispus* ( $2n = 30$ )

**Table 2.** Values of chromosome pairs of *A. appendiculatus* Bruggen

Number of chromosome pairs	Length of chromosomes in $\mu\text{m}$			Difference between long arm and short arm in $\mu\text{m}$ $D = L - S$	Ratio between long arm and short arm in $\mu\text{m}$ $R = L/S$
	Short arm (S)	Long arm (L)	Total (S + L)		
1	1.69 $\pm$ 0.50	2.84 $\pm$ 0.51	4.53 $\pm$ 0.46	1.15	1.68
2	1.08 $\pm$ 0.16	2.72 $\pm$ 0.34	3.80 $\pm$ 0.40	1.64	2.51
3	1.67 $\pm$ 0.22	2.14 $\pm$ 0.22	3.81 $\pm$ 0.37	0.47	1.28
4	1.38 $\pm$ 0.32	2.09 $\pm$ 0.31	3.47 $\pm$ 0.22	0.71	1.51
5	0.97 $\pm$ 0.14	2.39 $\pm$ 0.35	3.36 $\pm$ 0.27	1.42	2.46
6	0.96 $\pm$ 0.13	2.08 $\pm$ 0.27	3.04 $\pm$ 0.22	1.12	2.08
7	1.29 $\pm$ 0.16	1.76 $\pm$ 0.15	3.05 $\pm$ 0.52	0.47	1.36
8	0.96 $\pm$ 0.20	1.91 $\pm$ 0.16	2.87 $\pm$ 0.27	0.95	1.98
9	1.02 $\pm$ 0.12	1.74 $\pm$ 0.25	2.76 $\pm$ 0.27	0.72	1.70
10	0.91 $\pm$ 0.09	1.71 $\pm$ 0.27	2.62 $\pm$ 0.23	0.8	0.87
11	1.04 $\pm$ 0.12	1.55 $\pm$ 0.22	2.59 $\pm$ 0.24	0.51	1.49
12	0.91 $\pm$ 0.13	1.45 $\pm$ 0.22	2.36 $\pm$ 0.19	0.54	1.59
13	0.89 $\pm$ 0.07	1.29 $\pm$ 0.14	2.18 $\pm$ 20.0	0.54	1.44
14	0.86 $\pm$ 0.07	1.25 $\pm$ 0.25	2.11 $\pm$ 0.19	0.39	1.45
15	0.87 $\pm$ 0.06	1.04 $\pm$ 0.15	1.91 $\pm$ 0.18	0.17	1.19

**Table 3.** Values of chromosome pairs of *A. crispus* Thunb.

Number of chromosome pairs	Length of chromosomes in $\mu\text{m}$			Difference between long arm and short arm in $\mu\text{m}$ $D = L - S$	Ratio between long arm and short arm in $\mu\text{m}$ $R = L/S$
	Short arm (S)	Long arm (L)	Total (S + L)		
1	1.32 $\pm$ 0.39	2.84 $\pm$ 0.25	4.16 $\pm$ 0.49	1.52	2.15
2	1.05 $\pm$ 0.19	2.59 $\pm$ 0.24	3.64 $\pm$ 0.23	1.54	2.46
3	1.38 $\pm$ 0.40	2.07 $\pm$ 0.17	3.45 $\pm$ 0.39	0.69	1.5
4	0.92 $\pm$ 0.08	2.33 $\pm$ 0.30	3.25 $\pm$ 0.31	1.41	2.53
5	1.03 $\pm$ 0.18	2.01 $\pm$ 0.26	3.04 $\pm$ 0.26	0.98	1.95
6	0.87 $\pm$ 0.09	2.0 $\pm$ 0.26	2.87 $\pm$ 0.25	1.13	2.29
7	1.15 $\pm$ 0.28	1.71 $\pm$ 0.15	2.86 $\pm$ 0.33	0.56	1.48
8	1.01 $\pm$ 0.11	1.71 $\pm$ 0.23	2.72 $\pm$ 0.26	0.7	1.69
9	0.94 $\pm$ 0.09	1.67 $\pm$ 0.19	2.61 $\pm$ 0.22	0.73	1.77
10	0.94 $\pm$ 0.14	1.60 $\pm$ 0.22	2.54 $\pm$ 0.26	0.41	1.70
11	1.00 $\pm$ 0.08	1.41 $\pm$ 0.29	2.41 $\pm$ 0.26	0.41	1.41
12	0.93 $\pm$ 0.14	1.33 $\pm$ 0.16	2.26 $\pm$ 0.25	0.4	1.43
13	0.92 $\pm$ 0.06	1.16 $\pm$ 0.16	2.08 $\pm$ 0.36	0.24	1.26
14	0.80 $\pm$ 0.10	1.15 $\pm$ 0.14	1.95 $\pm$ 25.0	0.35	1.43
15	0.87 $\pm$ 0.8	1.08 $\pm$ 0.11	1.95 $\pm$ 0.27	0.21	1.24
16	0.64 $\pm$ 0.17	0.97 $\pm$ 39.0	1.64 $\pm$ 41.0	0.33	1.51




Figure 2: Ideogram for haploid complement of *Aponogeton appendiculatus* Bruggen




Figure 3. Ideogram for haploid complement of *Aponogeton crispus* Thunb.

Karyotype formula:

*Aponogeton appendiculatus* H. Bruggen. Blumea 16: 265, f. 5. 1968 = 18m + 12sm.

*Aponogeton crispus* Thunb., Nov. Gen. 4: 73. 1781 ('crispum').

A somatic chromosome number of  $2n = 32$  was observed in the species (Figure 1b). In general, the chromosomes were short. The chromosome length ranged between  $1.64 - 4.16 \mu\text{m}$  with a mean length of  $2.71 \mu\text{m}$  and an absolute length of  $43.43 \mu\text{m}$  (Table 3). TF % was 36.31  $\mu\text{m}$  and the symmetrical index was 57.05. The ideogram of the species is represented in Figure 3.

Karyotype formula:

*Aponogeton crispus* Thunb., Nov. Gen. 4: 73. 1781. = 16m + 16sm

## DISCUSSION

This paper reports a somatic chromosome number of  $2n = 30$  for *A. appendiculatus* and  $2n = 32$  for *A. crispus*. Earlier records of the somatic chromosome numbers for Indian *Aponogeton* species (Table 1) showed that the species, namely *A. appendiculatus*, *A. crispus* and

*A. satarensis* have a low ploidy level and that they reproduce sexually; however, the species, namely *A. bruggenii*, *A. natans* and *A. undulatus* show high ploidy levels. The latter species are sexually sterile and reproduced by vegetative propagation.

Karyotypic analysis of *A. appendiculatus* and *A. crispus* showed a low ratio of the lengths of the longest and shortest chromosomes. The chromosomes showed a closely graded size with median region and submedian primary constrictions. The karyotype of both species was reasonably symmetrical, which is supported by the high TF % (36.31 in *A. crispus* and 37.11 in *A. appendiculatus*). A similar type of karyotype was reported for *A. satarensis* (Yadav et al., 1989). Karyotype analysis of three sexually reproducing species suggests the primitiveness of *A. satarensis* among them, which is a paleoendemic species surviving on a few plateaus of higher altitude (900 – 1100 m) in the Northern Western Ghats of India (Ahmedullah & Nayar, 1986). It is closely related to the Madagascar species *A. decaryi* Jumelle ( $2n = 46$ ) and bear living witness for the theory of continental drift (Yadav, 1995b).

Reasonable symmetrical karyotype and chromosomes with median point, median region and submedian primary constriction indicate the general primitiveness of the family Aponogetonaceae (Bruggen, 1985).

### Acknowledgement

The authors thank the Principal, Walchand College of Arts and Science, Solapur (MS), India and the Department of Science and Technology, Government of India for financial assistance under SERC fast track scheme for young scientists.

### REFERENCES

- Ahmedullah M. & Nayar M.P. (1986). *Endemic Plants of the Indian Region*, p.203. Botanical Survey of India, Calcutta, India.
- Arends I.J.C. (1985). Somatic chromosome numbers. *Monograph of the genus Aponogeton (Aponogetonaceae)* (ed. H.W.E. Van Bruggen), pp. 9 – 10. Bibliotheca Botanica Heft 137. Stuttgart: E. Schweizerbart'sche Verlagsbuchhandlung (Nägele u. Obermiller).
- Bruggen H.W.E. Van (1985). *Monograph of the genus Aponogeton (Aponogetonaceae)*, pp. 97. Bibliotheca Botanica Heft 137. Stuttgart: E. Schweizerbart'sche Verlagsbuchhandlung (Nägele u. Obermiller).
- Burrell P.C. (1939). Root-tip smear method for difficult material. *Stain Technology* **14**: 147 – 149.
- Davids G. (1981). Chromosome numbers of miscellaneous Angiosperms. *Annals of the Missouri Botanical Garden* **68**: 222 – 224.  
DOI: <http://dx.doi.org/10.2307/2398824>
- Gaikwad S.P., Sardesai M.M. & Yadav S.R. (1998). Naturliche hybriden (?) zwischen *Aponogeton appendiculatus* H.W.E. Van Bruggen und *A. undulatus* Roxburgh und ihr Nutzen für die Aquaristik. *Aqua Planta* **2**: 54 – 67.
- Ghosh D.K. & Bhattacharya G.N. (1980). Chromosomes in some species of *Potamogeton* and *Aponogeton*. *Proceedings of the 67<sup>th</sup> Indian Scientific Congress* **3**: 53 – 54.
- Harada I. (1956). Cytological studies in Helobiae, I. chromosome ideograms and a list of chromosome numbers in seven families. *Cytologia* **21**: 306 – 328.  
DOI: <http://dx.doi.org/10.1508/cytologia.21.306>
- Huziwara Y. (1962). Karyotype analysis in some genera of compositae VIII-further studies on the chromosomes of Aster. *American Journal of Botany* **49**: 116 – 119.  
DOI: <http://dx.doi.org/10.2307/2439026>
- Levan A., Fredge L. & Sandberg A.A. (1964). Nomenclature for centromeric position on chromosomes. *Hereditas* **52**: 201 – 220.  
DOI: <http://dx.doi.org/10.1111/j.1601-5223.1964.tb01953.x>
- Misra M.P. (1972). Cytological studies in some Indian *Potamogeton* and *Aponogeton* species. *Bulletin of the Botanical Society of Bengal* **26**: 47 – 51.
- Mishra D. & Singh N.P. (2001). *Endemic and Threatened Flowering Plants of Maharashtra*, pp. 254 – 256. Botanical Survey of India, Calcutta, India.
- Nayar M.P. (1996). *Hot Spots of Endemic Plants of India, Nepal and Bhutan*, pp. 217. Tropical Botanic Garden and Research Institute, Palode, Thiruvananthapuram, India.
- Nayar M.P. & Sastry A.R.K. (eds.). (1987). *Red Data Book of Indian Plants*, volume 1, pp. 41. Botanical Survey of India, Calcutta, India.
- Nayar M.P. & Sastry A.R.K. (eds.). (1988). *Red Data Book of Indian Plants*, volume 1, pp. 31. Botanical Survey of India, Calcutta, India.
- Pritchard A.J. (1967). The somatic chromosome of *Trifolium cheileri*, *T. hirtum*, *T. ligusticum* and *T. scabrum*. *Cytologia* **20**: 323 – 331.
- Raghavan S.R. (1996). Aponogetonaceae. *Fascicles of Flora of India*, no. 22 (eds. P.K. Hajara & M. Sanjappa), pp. 123 – 136. Botanical Survey of India, Calcutta, India.
- Raven P.H. (1975). The bases of Angiosperm phylogeny: cytology. *Annals of the Missouri Botanical Gardens* **62**: 724 – 764.  
DOI: <http://dx.doi.org/10.2307/2395272>
- Sharma A.K. & Chatterjee T. (1967). Cytotaxonomy of Helobiae with reference to the mode of evolution. *Cytologia* **32**: 286 – 307.  
DOI: <http://dx.doi.org/10.1508/cytologia.32.286>
- Yadav S.R. (1995a). *Aponogeton bruggenii* Yadav & Govekar. *Aqua Planta* **20**(1): 3 – 11.
- Yadav S.R. (1995b). Die hybrid zwishen *Aponogeton decaryi* Jumelle and *Aponogeton satarensis* Raghavan et al.. *Aqua Planta* **20**(2): 71 – 80.
- Yadav S.R., Dixit G.B. & Salunkhe C.B. (1989). Cytological studies in *Aponogeton satarensis* Raghavan et al.. *Current Science* **58**: 81 – 82.
- Yadav S.R. & Gaikwad S.P. (2003). Revision of Indian Aponogetonaceae. *Bulletine of the Botanical Survey of India* **45** (1-4): 39 – 76.